

Insulated Panels **COLOR CHART**



TEXTURED FINISH® Colors



ALMOND



BROWNSTONE

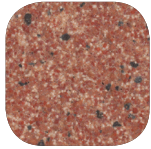


TUNDRA



SLATE GRAY


NATURAL STONE® Colors




ADOBE RED



CANYON ROCK




DESERT DUSK



GLACIER GRAY



SAHARA SAND




SEA CACTUS




SEDONA SNOW



SIENNA SUNDOWN



ARCTIC ASH



SMOKY ASH

ROCKWALL Colors



GRANITE ROCK

- Color shown may vary slightly from the actual color. Final color selection should be made from actual color chips. Please call IPS for a metal color chip to verify color selection.
- For the most current information available, visit our website at www.insulated-panels.com.
- Heavier gauges, narrower widths, striations and embossing minimize "oil canning."
- Limited paint warranties available for all colors upon written request. (Outside the continental United States, please inquire.)

For complete performance specifications, product limitations and disclaimers, please consult IPS's Applied Finish warranties. Upon receipt of payment in full, these warranties are available upon request.